

510/511 All Welded Diaphragm Seal

FEATURES

- Compact design allows seals to fit in confined areas
- Sufficient displacement to drive a wide variety of instrumentation
- Minimal fill volume
- All stainless steel construction; other materials available
- Light weight design

TYPICAL USES

- Oil and gas
- Refineries (Hydrofluoric / Sulfuric Alkylation)
- Chemical and petrochemical
- Water and wastewater
- Oil and gas fracking
- NACE Compliant processes (sour gas separation)
- Biogas and biodiesel
- Corrosive processes



510/511
Threaded Seals



SPECIFICATIONS

Connection Style:	510: Threaded 511: Threaded with Flushed Connection
Process Connection Size:	½ NPT Male
Instrument Connection Size:	½ NPT Female
Pressure Rating (MAWP):	Vac. to 1,500 psi at 100°F (high pressure option available)
Added Tolerance:	±0.5% typical
Fill Fluid:	Glycerin, Silicone, Halocarbon®, Syltherm®
Approvals:	CRN, NACE

WETTED COMPONENTS

Diaphragm	Lower Housing
316L SS	316L SS
Hastelloy® C-276	Hastelloy® C-276
Monel® 400	Monel® 400
Duplex 2205	Duplex 2205

NON-WETTED COMPONENTS

Top Housing
316 SS, Hastelloy® C-276, Monel® 400, Duplex 2205

KEY BENEFITS

- Continuous duty design
- All-welded construction prevents inadvertent disassembly
- Ensures process compatibility
- Male connections eliminate adapters/fittings

Data Sheet

510/511 All Welded Diaphragm Seal

ORDERING CODE	Example:	04	510	S	S	04T	XCG	NH
Process Connection Size								
04 - ½ NPT Male		04						
Seal Model								
510 - All-welded threaded compact seal, with no flushing port			510					
511 - All-welded threaded compact seal, with flushing port								
Diaphragm Material								
S - 316L Stainless Steel				S				
H - Hastelloy [®] C-276								
P - Monel [®] 400								
W - 316L Stainless Diaphragm, gold plated on non-process (fill) side								
B - Monel [®] Diaphragm, gold plated on non-process (fill) side								
Z - Duplex 2205								
Bottom Housing Material								
S - 316L Stainless Steel					S			
H - Hastelloy [®] C-276								
M - Monel [®] 400								
Z - Duplex 2205								
Instrument Connection Size								
04T - ½ NPT Female						04T		
Options (if choosing option(s) must include an "X")								
Fill Fluid								
CF - Halocarbon [®]							X_	
CC - Syltherm [®] XLT (for low-temperature applications)								
CG - Glycerin (direct-mount only)							CG	
CK - 50 cSt Silicone								
DJ - 10 cSt Silicone								
HA - Syltherm [®] 800 (for high-temperature applications)								
Optional Features								
DU - Instrument welded to seal								
PU - Pipe plug for flushing connection (511 only)								
NH - Stainless steel tag wired to product								NH
HY - Hydrostatic testing								
6B - Cleaning for oxidizing agents								
HP - High pressure design (510: 10,000 psi MAWP, 511: 5000 MAWP)								

When selecting an instrument, refer to the [Min/Max Guide](#) for compatibility with this diaphragm seal or scan the QR code to the right.



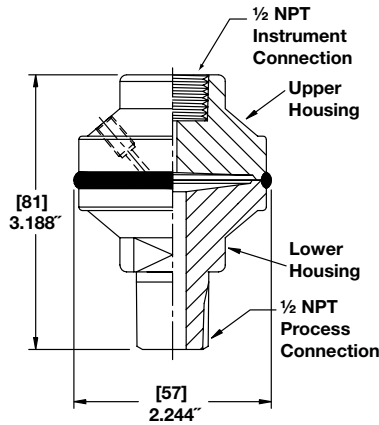
Data Sheet

510/511 All Welded Diaphragm Seal

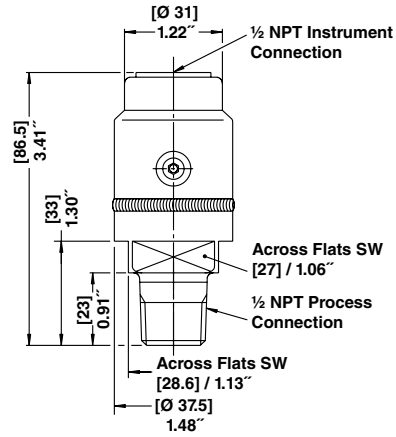
DIMENSIONS

For reference only, consult Ashcroft for specific dimensional drawings

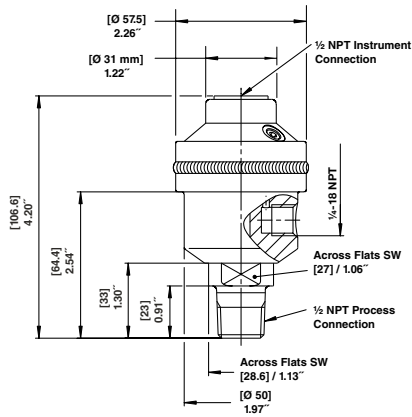
510 Diaphragm Seal



510 High Pressure Diaphragm Seal



511 Diaphragm Seal with Flushing Connection



511 High Pressure Diaphragm Seal with Flushing Connection

